
THERESA NUZZO SCHOOL MARSA

Half-Yearly Exams 2019-2020

GRADE 4 - ENGLISH

LISTENING COMPREHENSION

Name: _____

Class: _____

Register Number: _____

Marks

TOTAL (max. 20 marks)

GRADE 4 – ENGLISH LISTENING COMPREHENSION

Task A: Underline the correct answer.

(1 mark each)

1. Who was hungry?
 - a. Davey
 - b. Mummy
 - c. Cameron

2. Who was the elder child?
 - a. Cameron
 - b. Davey

3. What would you put in a pantry?
 - a. Clothes
 - b. Food
 - c. Office supplies

4. How would you describe Cameron?
 - a. Obedient
 - b. Thoughtful
 - c. Impatient

Task B: Put a tick (✓) under the correct heading: (1 mark each)

		TRUE	FALSE
1.	Mum was away for a long time		
2.	Cameron wanted to eat immediately		
3.	Cameron felt like eating a sandwich.		
4.	In the fridge he found some tomatoes and olives.		
5.	Davey wanted to eat the sandwich too		

Task C: Circle the correct word from the brackets. (1 mark each)

Cameron opened the (cupboard/fridge) door, inside he found some (cheese/jam) tomatoes and lettuce. He did not want those. Instead he found a little plastic (bowl/plate) with some sort of meat. He spread the meat on his (bread/burger) then added some (ketchup/salt). Davey tried to (warn/hit) him but Cameron did not listen. Cameron ended up eating a sandwich with (dog/cat) food.

Task D: Number the order how the events happen in the story.

(1 mark each)

Cameron ate his sandwich.

The boys' mum came home from the shops.

Cameron got some bread from the pantry.

Davey told Cameron to wait until mum came back home.

END OF LISTENING COMPREHENSION

THERESA NUZZO SCHOOL MARSA

Half-Yearly Exams 2020

GRADE 4 - ENGLISH
READING COMPREHENSION

Time: 50 minutes

Name: _____

Class: _____

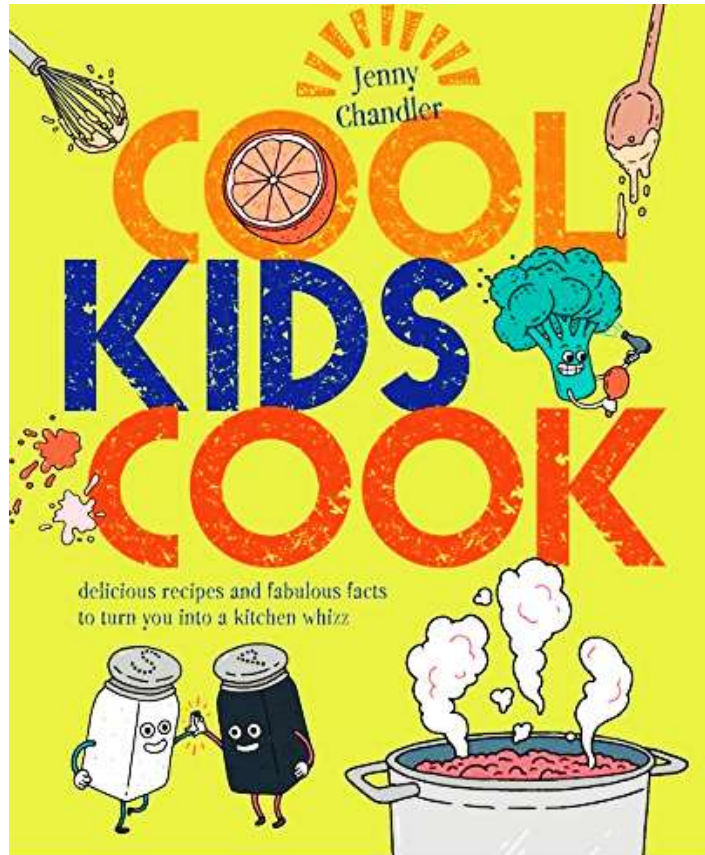
Register Number: _____

Marks

TOTAL (max. 30 marks)

Grade 4 - English Reading Comprehension 1

A. Look at the following front cover:



Circle the correct answer (1 mark each)

1. The author of this book is (Cool Kids/ Jenny Chandler).
2. Inside the book one can find (kitchen pictures/ recipes).

Fill in the blanks: (1 mark each)


3. The Title of the book is _____.
4. With the help of this book even _____ can cook.

B. Now look at the following back cover of this book:



A tasty guide for budding cooks who want to **SLICE, DICE, and MIX** their way to amazing meals.

From perfect pasta to wonderful wraps, and everything in between, this book is packed with mouth-watering recipes. They are easy enough for children, but tasty enough for the whole family.



DK
www.dk.com

£13.99
Printed in China



Put a (✓) if True (T) or False (F)

		T	F
1.	This is a guide for chefs.		
2.	This book will only guide the user to bake cakes		
3.	Vegetables are needed for some of the recipes		

(1 mark each)

4. Mention an example of a food one can cook if this cookbook is used. (1 mark each)





5. What utensil might you need if you follow a recipe from this book? (1 mark each)

GRADE 4 - ENGLISH READING COMPREHENSION 2

Greek Salad Recipe

Greek salad is a delicious and healthy salad from Greece. It is perfect for eating on a summer's day. It has some strong ingredients, such as olives, that not everybody enjoys. It is made with a salty cheese made from sheep's milk, called feta.

Ingredients

- fresh lettuce 
- fresh cucumber 
- fresh tomatoes 
- red onion 
- feta cheese 
- olives (optional) 
- olive oil 

Equipment

- chopping board
- sharp knife (make sure you are supervised by an adult when using this)
- large salad bowl
- salad spoons or tongs



Steps


1. To begin, wash your hands thoroughly.
2. Then, shred the lettuce into rough pieces with your hands. Place them in the bottom of bowl.
3. Next, slice the cucumber and add it to the bowl. You can quarter the slices if you like. Chop the tomatoes into quarters and add them to the bowl. Slice the red onion finely and scatter the thin slices on top.



4. After that, chop the feta cheese into chunks and place them on top of the salad.
5. Next, chop the olives in half if you are using them, removing the stones if they have any. Add the olives to the salad.
6. Finally, drizzle generously with the olive oil and mix well, using the salad spoons or tongs.
7. Now, serve and enjoy your salad! You may wish to serve it with a dip called **tzatziki**, made by mixing together cucumber, mint and yoghurt.

Did You Know...?

In Greece, this salad is made without lettuce and is called **horiatiki** salad, meaning 'from the village' salad.



Circle the right answer: *(5 marks)*

1. Where does this salad come from?
 - a) Spain
 - b) Greece
 - c) France

2. What is Feta Cheese made from?
 - a) Cow's milk.
 - b) Sheep's milk.
 - c) Goat's milk.

3. The first ingredient to start with is
 - a) Lettuce
 - b) Olives.
 - c) Cucumbers.

4. What equipment do you need to make Greek salad? **Mark two**
 - a) Salad spoons.
 - b) A fork.
 - c) A knife.

5. Number these steps in the order you find them in the recipe

(3 marks)

Rip the lettuce with your hands.

Add the Feta cheese.

1 Wash your hands.

Put the cucumber in the bowl.

Answer the following questions with a full sentence.

6. When is it great to eat a Greek salad? *(2 marks)*

7. Which are the two strong ingredients? *(2 marks)*

8. What do the Greeks eliminate when preparing this recipe? *(1mark)*

9. What are the main ingredients of the *Tzatziki* dip? (3 marks)

10. How do you know that the writer of this recipe took care of hygiene while handling food? (2marks)

11. Match the verb to the food it is used for: (2 marks)

A.	Slice		Tomatoes and feta
B.	Chop		Olive oil
C.	Drizzle	A.	Cucumber and red onion

Theresa Nuzzo School Marsa

Half-Yearly Exams 2019-2020

Grade 4 - English Writing

Time: 1 hour

Name: _____

Class: _____

Register Number: _____

Marks

Short Writing Task: (max. 10 marks)

Long Writing Task: (max. 20 marks)

TOTAL

(max. 30 marks)

GRADE 4 - ENGLISH SHORT WRITING TASK

Ex A. Put the following words under the correct heading. An example is done for you. (4 marks)

Caring	rude	angry	smart	scary
kind	gentle	sly	grumpy	brave

GOOD CHARACTER TRAITS	BAD CHARACTER TRAITS
caring	rude

Ex. B: Look at the picture of the witch, then answer the questions.



1. Describe the witch's appearance. (2 marks)

2. How would you describe her character? (2 marks)

3. What do you think she likes doing? (2 marks)

GRADE 4 - ENGLISH LONG WRITING TASK

Story with a Plot

(20 marks)

Choose 1 or 2

1. A Day at my Grandma's House.

Why did you spend the day there? Who was with you? What were you doing? What happened? How did it feel? How did the day end?

Or

2. A Night I shall always remember.

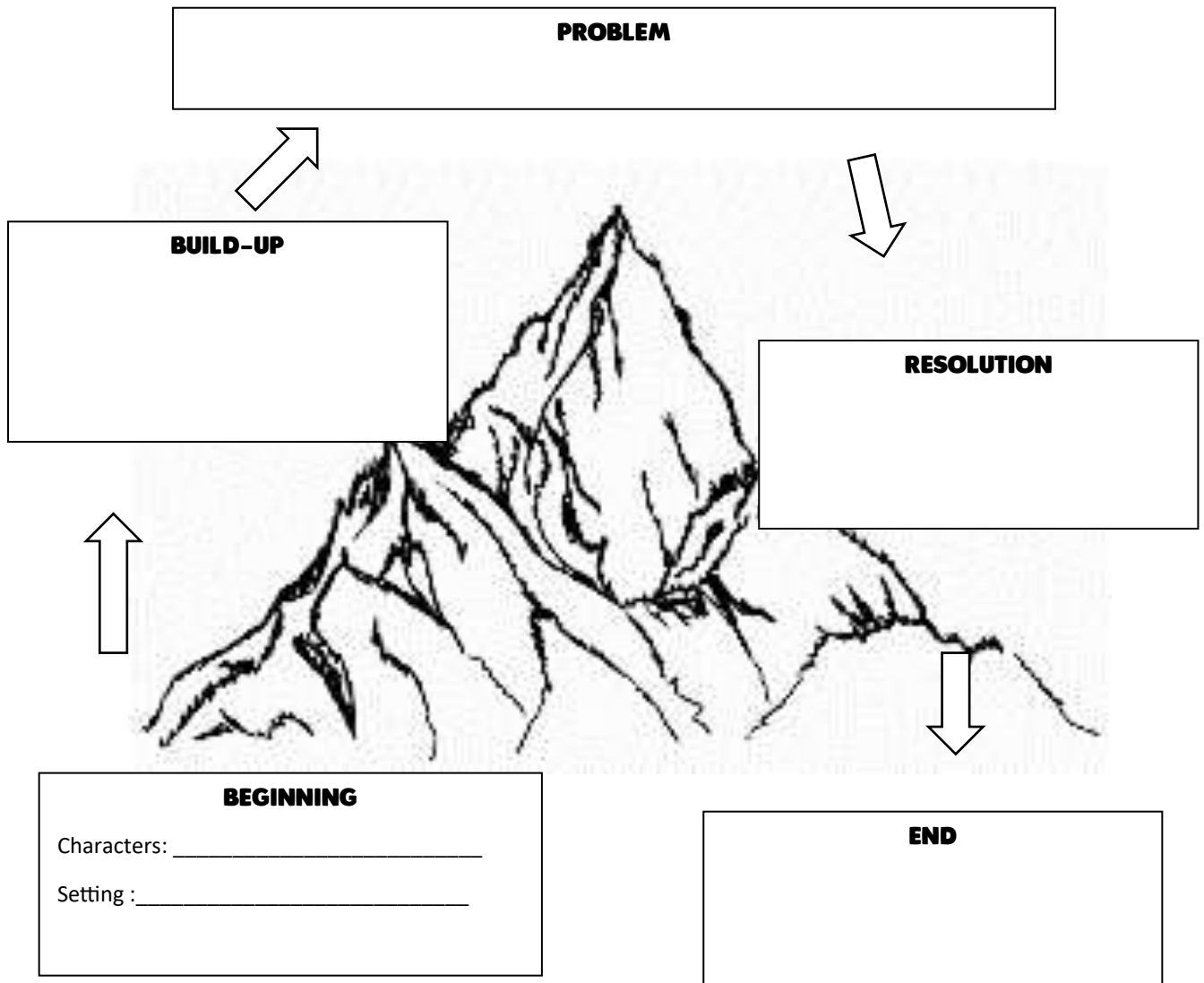
What was so special about the night? What happened? Who was with you? What did you do? Were you afraid or excited? How did the night end?

PLAN (You get 2 marks for planning. Plan carefully.)

Title : _____

Use the following story mountain to plan a plot for your story.

Remember, in a plan everything should be written in point form.



Expressions or vocabulary I can use:

Title No. : _____

Write not less than 70 words.

(18 marks)

Now check your Work!

Ideas	5	
Grammar	4	
Vocabulary	5	
Punctuation	4	
Total	18	

